



















Standard Edge Finish






Standard Profiles - 2cm Material

			
Standard Polish Aris edge	Full Bullnose 3/8" R.	Pencil Edge 1/8" R.	Knoll Edge 1/8" R. X 45 degrees
			
Radius Edge 3/8"R..	Hollywood Bevel 1 1/2" X 1/2"	Standard Bevel 1/4" X 1/4"	Ogee Edge 3/8" R. X 1/2"
			
Half Bullnose 3/4".R	Cove Edge 1/4" R.		

Standard Profiles - 3cm Material

			
Standard Polish Aris Edge	Demi Bullnose 5/8 R.	Pencil Edge 1/8" R.	Full Bullnose 5/8" R.
			
Radius Edge 3/8" R.	Ogee Edge 3/8" R. X 3/8" R.	Standard Bevel 1/4" X 1/4"	Cove Edge 3/8" R.

Other Border Finishes

			
Ogee	Double bird's beak	Bevelled top edge	Bevelled top edge and bottom edge
			
Bevel with robbet			